


FAIRFIELD POLICE DEPARTMENT

Monthly Report – February 2021



Chief Robert Kalamaras

Fairfield Police Department

www.fpdct.com

This page intentionally left blank.

Section 1: Bureau / Division Reports

Noteworthy Police Work

Field Services Bureau

Other Items

Section 2: Statistical Activity Summary

Calls for Service Totals

Alarm Response Summary

Motor Vehicle Activity

Parking Ticket Summary

Criminal Arrest Summary

Domestic Violence Arrest Summary

Calls for Service Breakdown Report

Section 1: Bureau / Division Reports

Noteworthy Police Work

Refer to end of report.

Field Services Bureau

February 10, 2021 FPD File: 21-5336

On 2/10/2021 at approximately 1:30 PM, Fairfield Police received a call from Loss Prevention at Home Depot, 541 Kings Highway Cutoff, reporting a known shoplifter was inside the store concealing items. Upon police arrival, the suspect, described as a black male, fled in a gold Toyota Corolla. The suspect's vehicle struck a police car and two other cars in the parking lot of Home Depot and fled on Kings Highway towards Bridgeport. The suspect's vehicle also sideswiped a car while negotiating the turns where Black Rock Turnpike and Kings Highway intersect.

Officers observed the suspect's vehicle traveling on the wrong side of North Avenue nearly hitting additional oncoming cars. Police attempted to stop the vehicle but disengaged due to the suspects reckless driving and in accordance with statewide police pursuit policy. The last known location of the suspect's vehicle was in the area of North Avenue and Park Avenue in Bridgeport. The license plate, which was affixed to the suspect vehicle, is a misuse and does not match the suspect's vehicle. No one was injured during the incident.

February 15, 2021 FPD File: 21-5881

Press Release:

Fairfield Police Chief Robert Kalamaras and Westport Police Chief Fotios Koskinas report that the two departments are investigating an incident where a 14-year-old boy allegedly stole a motor vehicle in Westport and then fatally crashed in Fairfield.

At approximately 8:05 a.m. on Monday, Feb. 15, Westport Police received a report of a vehicle that was stolen from the Exxon Gas Station, located at 1510 Post Road in Westport. The owner of the vehicle was paying for gas inside the gas station when his 2019 Honda Pilot was stolen from the pump. A short time later, Westport Police located the vehicle in the area of Turkey Hill Road and Post Road and attempted to conduct a motor vehicle stop. After activating their cruiser lights, the suspect fled from the area at a high rate of speed. By department policy, the Westport officer disengaged and did not pursue the vehicle. The officer lost sight of the vehicle in the area of 1790 Post Road East, near the Fairfield town line.

Westport Police put word out over the radio to area police departments to be on the lookout for the stolen vehicle. Minutes later, at 8:12 a.m., a Fairfield Police detective notified the other

members of their department that he had come upon a motor vehicle crash involving the stolen vehicle at the intersection of Post Road and Jelliff Lane.

The gray Honda Pilot had rolled over and came to a stop off the side of the road. The driver, later identified as a 14-year-old Bridgeport boy, was ejected from the vehicle and suffered serious injuries. Fairfield Police and Fire personnel quickly began to administer emergency medical services. He was taken by American Medical Response ambulance to St. Vincent's Medical Center in Bridgeport where he later died.

The Fairfield Police Traffic Enforcement Unit has conducted accident reconstruction of the crash. After speaking with witnesses and reviewing surveillance footage it was determined that the 14-year-old driver was driving on Post Road at a high rate of speed when he lost control of the vehicle, causing it to roll over and crash.

Chief Kalamaras and Chief Koskinas would like to express their condolences to the family during this difficult time.

February 24, 2021 FPD File: 21-7270

This call began as a police hotline message stating that Bridgeport Police were pursuing a vehicle being operated by an armed suspect. The pursuit originated on the East-side of Bridgeport and quickly entered Fairfield on Kings Highway East at North Avenue.

The small silver car driven by the suspect entered the intersection of Villa Avenue and Tunxis Hill Road and struck a white pickup truck that was traveling east on Villa Avenue at Tunxis Hill Cut-off.

The driver of the pickup truck had minor to moderate injuries and the suspect had serious injuries. Both were transported to the hospital for treatment.

A loaded gun was recovered from the suspect vehicle. The incident was investigated by the Bridgeport Police while our Crash Investigation Unit investigated the crash.

February 28, 2021 FPD File: 21-7867

Acting Sergeant DeAngelis located a motor vehicle accident on state property. He observed two subjects running from the accident. Multiple patrols set up a perimeter. Officer Chase and K9 Jake located a juvenile, who was taken into custody. The vehicle was determined to have been stolen. State Police investigated the accident, and we issued a juvenile summons for the stolen car.

Special Services Bureau

<i>Traffic Safety Unit</i>	Jan	Feb	Mar	Apr	May	Jun	Jul	Aug	Sep	Oct	Nov	Dec
<i>Traffic Stops</i>	465	319										
<i>Infractions Issued</i>	66	134										
<i>Misdemeanor Summons</i>	4	12										
<i>Accidents Investigated</i>	14	48										
<i>Child Seat Installations</i>	0	0										
<i>DUI Arrests</i>	0	5										

<i>Traffic Crash Unit</i>	Jan	Feb	Mar	Apr	May	Jun	Jul	Aug	Sep	Oct	Nov	Dec
<i>Accidents Investigated</i>	49	44										
<i>Accidents with Injuries</i>	1	5										
<i>Search Warrants</i>	2	3										
<i>Arrest Warrants</i>	0	6										
<i>Misdemeanor Summons</i>	4	11										
<i>Infractions Issued</i>	16	6										
<i>Fatalities</i>	0	1										

<i>Animal Control</i>	Jan	Feb	Mar	Apr	May	Jun	Jul	Aug	Sep	Oct	Nov	Dec
<i>Complaints</i>	51	34										
<i>Wildlife Complaints</i>	15	11										
<i>Animals Tested for Rabies</i>	3	3										
<i>Animals Positive / Rabies</i>	0	0										
<i>Animal Bites</i>	1	1										
<i>Written Warnings</i>	3	6										
<i>Infractions</i>	1	1										
<i>Misdemeanors</i>	2	0										

- Random patrols of Penfield, Sasco and Jennings Beaches and Lake Mohegan.

Traffic Enforcement Targeted Areas

Round Hill Road	Congress St
High Street	Black Rock Turnpike
Fairfield Woods Road	Park Avenue
Burr Street	Pope Street
Unquowa Road	Kings Hwy East
N. Benson Road	Stratfield Road
S. Pine Creek Road	Duck Farm Road
Beach Road	Redding Road

Serious Crash Investigation - Tunxis Hill Road at Villa Avenue - Suspect wanted for shooting at a Bridgeport school and was pursued by Bridgeport Police and subsequently crashed into an innocent passerby causing the vehicle to roll over. The suspect sustained serious physical injury and was subsequently hospitalized. An Arrest Warrant was completed with a \$150,000.00 bond.

Traffic Officer Salato was involved in a crash after she attempted to detain a shoplifting suspect in the parking lot of Home Depot. Her car was damaged by the suspect, who crashed into three other cars fleeing the scene at a high rate of speed and eluded capture by police. He was identified later, and an arrest warrant was completed.

Traffic Safety Unit assisted with snow removal warnings and conducted a loud muffler detail.

<i>Marine Unit</i>	April	May	JUN	JUL	AUG	SEPT	OCT
<i>Complaints</i>							
<i>Boats Towed</i>							
<i>Written Warnings</i>							
<i>Arrests</i>							
<i>Safety Inspections</i>							
<i>Total Calls For Service</i>							
<i>Hours Underway</i>							
<i>Community Events</i>							
<i>Location Checks</i>							
<i>Fatalities</i>							

Administrative Services Bureau

Training

- Taser Instructor
- Police Instructor Certification
- Crisis Intervention Team Training
- COLLECT Recertification
- ESU Training
- Basics for Supporting LGBTQ Survivors

Emergency Communications Center

	Jan	Feb	Mar	Apr	May	Jun	Jul	Aug	Sep	Oct	Nov	Dec
<i>Total Incoming Calls</i>	7,220	6,446										
<i>Total 911 Calls</i>	1,578	1,454										
<i>Total Outgoing Calls</i>	2,065	1,853										
<i>Total CSFs Processed</i>	3,893	4,018										
<i>% 911 Calls Under 10 Sec</i>	95.82	96.56										



Fairfield Police Department

100 REEF ROAD
FAIRFIELD, CT 06824



Keith Broderick
Field Services Bureau
Captain

Tel. 203-254-4816
Fax. 203-254-4885



ORGANIZED
1930

Letter of Commendation

February 18, 2021

File Number: 21-6093

Date of Incident: February 16, 2021

Officer Racz,

I am proud to inform you that you have been recognized by your Supervisors for your integral involvement and leadership with case #21-6093. On 02/16/2021, the Greenburgh NY Police Department contacted Fairfield PD and requested assistance with locating a missing suicidal male whose phone was pinged within .75 mile of One Rod Highway. As multiple officers checked the area, you located the subject inside the green Ford Focus at the Penfield Pavilion parking lot. The occupant was uncooperative and refused to turn off the vehicle or roll the windows down. This individual expressed that he wished to drive into the water and drown; in addition, he indicated that he would drive into the stone wall and the officers on the scene would have to shoot him. You rapidly took control of the situation and assured the subject that officers were there to help him, where they would stay for however long was needed to ensure his safety. After several minutes of speaking with the suicidal individual, he ultimately agreed to turn off the vehicle and step out without incident. At this time, he was calm and cooperative where he agreed to be transported to the hospital for an emergency committal.

Through your quick thinking and patient, knowledgeable expertise you were able to de-escalate the situation where a successful outcome occurred. You have made our agency and community proud with the professional manner in how you have conducted yourself, where everyone walked away safely.

Congratulations Jenna, you have once again distinguished yourself with your superior police work – Nice job!

Sincerely,



Captain Keith Broderick

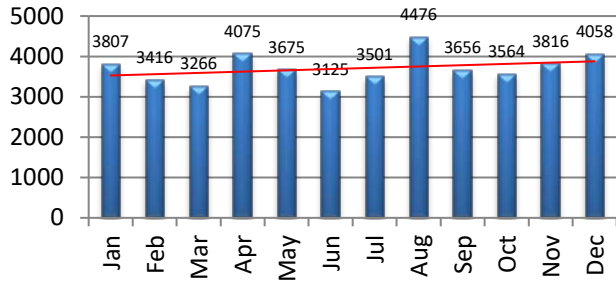
Section 3: Statistical Activity Summary

TOTAL CALLS FOR SERVICE

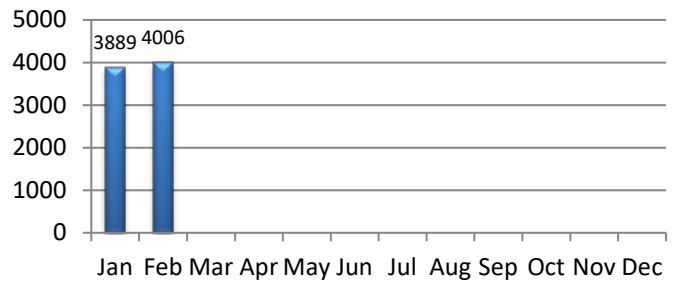
Calls for Service	Jan	Feb	Mar	Apr	May	Jun	Jul	Aug	Sep	Oct	Nov	Dec	YTD
2020	3807	3416	3266	4075	3675	3125	3501	4476	3656	3564	3816	4058	44,435
2021	3889	4006											7,895

Note: Includes miscellaneous calls that may not be listed under the call analysis section

Calls For Service - 2020



Calls for Service - 2021

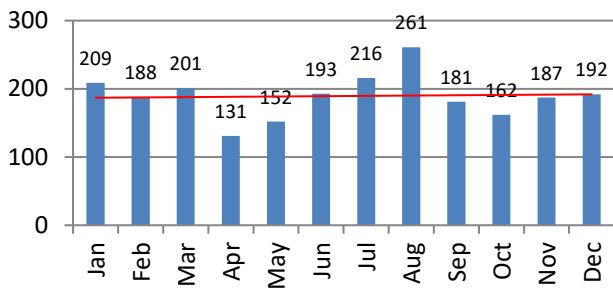


ALARM RESPONSE SUMMARY

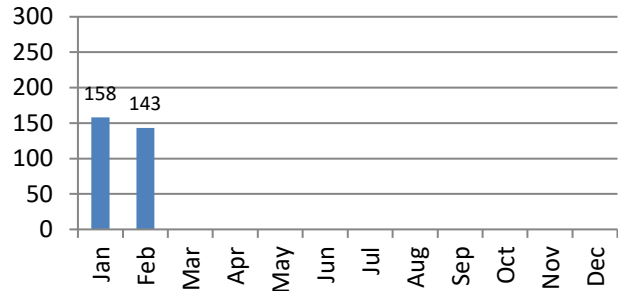
Total Alarms	Jan	Feb	Mar	Apr	May	Jun	Jul	Aug	Sep	Oct	Nov	Dec	YTD
2020	209	188	201	131	152	193	216	261	181	162	187	192	2,273
2021	158	143											301

False Alarms	Jan	Feb	Mar	Apr	May	Jun	Jul	Aug	Sep	Oct	Nov	Dec	YTD
2020	209	182	201	131	152	192	216	261	181	161	187	192	2,265
2021	158	143											301

Alarms - 2020



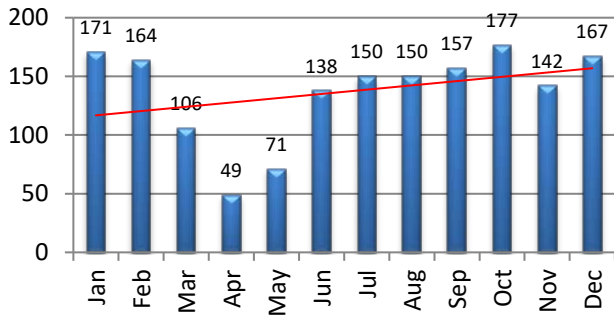
Alarms - 2021



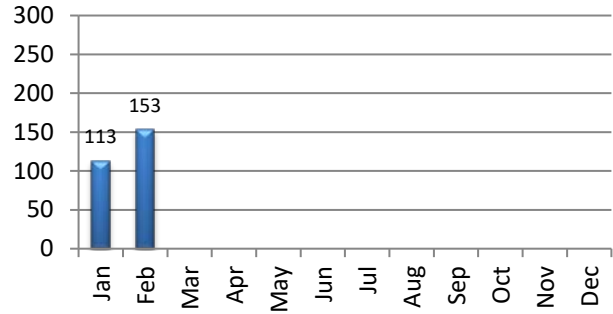
MOTOR VEHICLE ACTIVITY

MV Accidents	Jan	Feb	Mar	Apr	May	Jun	Jul	Aug	Sep	Oct	Nov	Dec	YTD
2020	171	164	106	49	71	138	150	150	157	177	142	167	1,642
2021	113	153											266

Motor Vehicle Accidents - 2020



Motor Vehicle Accidents - 2021



MV Enforcement	Jan	Feb	Mar	Apr	May	Jun	Jul	Aug	Sep	Oct	Nov	Dec	YTD
Warning-2020	438	305	109	4	214	129	324	371	300	162	226	324	2,906
2021	458	374											832

Infractions-2020	220	125	24	3	5	4	42	377	119	150	28	84	1,181
2021	71	134											205

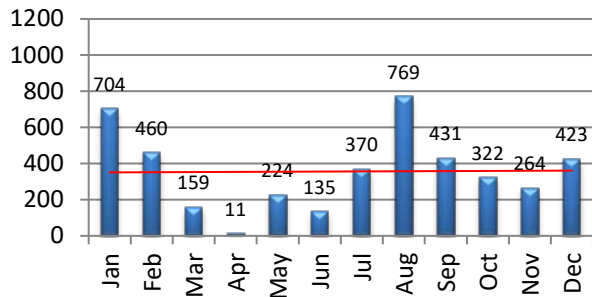
Misdemeanor-2020	34	18	14	0	1	1	3	16	6	6	8	11	118
2021	8	24											32

Custodial - 2020	5	5	2	0	2	1	3	1	1	0	0	2	22
2021	3	3											6

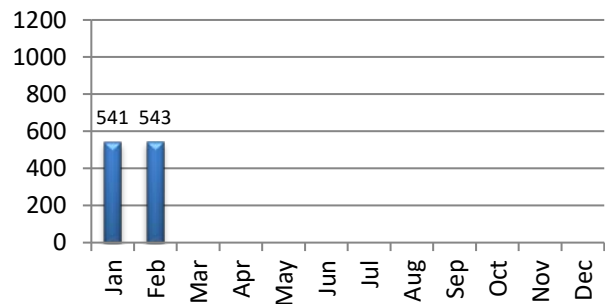
DUI Arrests - 2020	4	7	4	1	2	6	4	5	4	4	1	4	46
2021	2	6											8

MV Contacts - 2020	704	460	159	11	224	135	370	769	431	322	264	423	4,272
2021	541	543											1,084

MV Contacts - 2020



MV Contacts - 2021



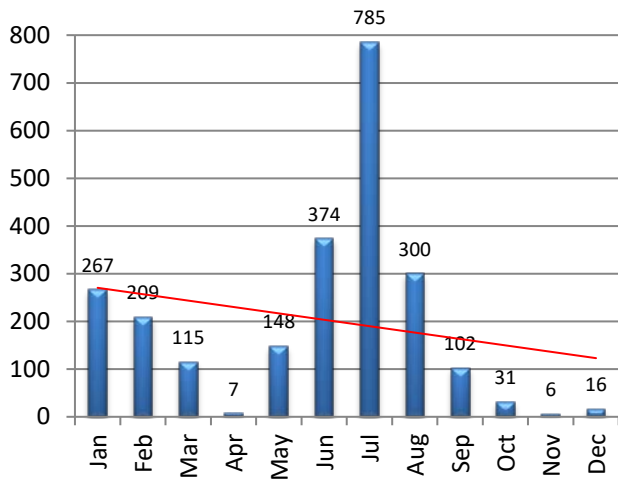
MV Enforcement: Type	Jan	Feb	Mar	Apr	May	Jun	Jul	Aug	Sep	Oct	Nov	Dec	YTD
Speeding Violations	78	114											192
Seatbelt Violations	0	0											0
Registration Violations	3	24											27
License Violations	9	11											20
Distracted Driving	0	4											4
Suspended Licence	5	13											18
Stop Sign Violations	4	153											157
Traffic Light Violation	2	6											8

The above incidents are an overview of common violations. These statistics are not the only motor vehicle enforcement actions taken. The above show the top 6 violations for the month.

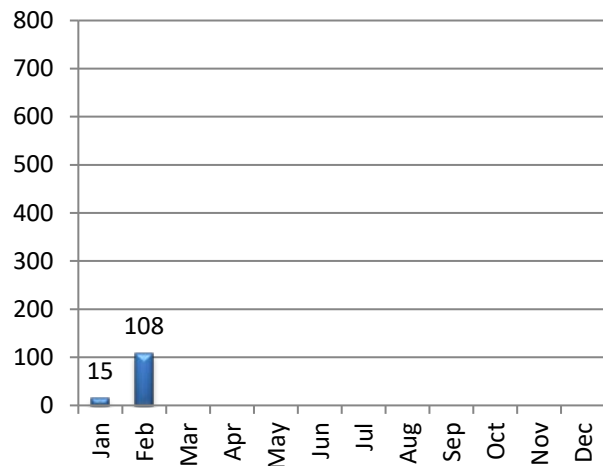
PARKING TICKET SUMMARY

Total Issued	Jan	Feb	Mar	Apr	May	Jun	Jul	Aug	Sep	Oct	Nov	Dec	YTD
2020	267	209	115	7	148	374	785	300	102	31	6	16	2360
2021	15	108											123

Parking Tags Issued 2020



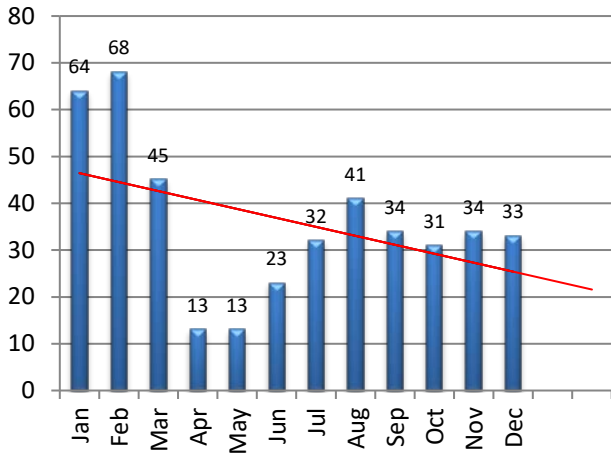
Parking Tags Issued - 2021



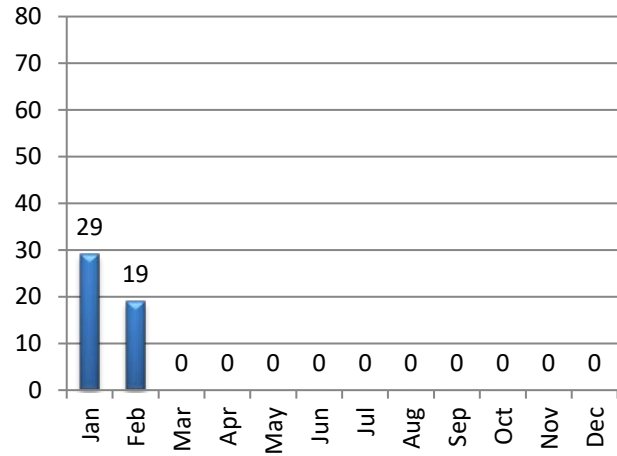
CRIMINAL ARREST SUMMARY

Criminal Arrests by Month	Jan	Feb	Mar	Apr	May	Jun	Jul	Aug	Sep	Oct	Nov	Dec	YTD
Larceny - 2020	46	52	32	6	10	14	24	28	19	18	27	21	297
2021	18	14											32
Vandalism - 2020	2	3	10	4	0	2	1	1	2	3	2	4	34
2021	4	1											5
MV Theft / Attempt - 2020	1	0	0	0	1	0	0	1	5	1	0	0	9
2021	0	1											1
Burglary / Attempt - 2020	12	7	1	2	2	3	3	9	2	6	4	3	54
2021	2	2											4
Assault - 2020	2	6	2	1	0	4	4	2	6	1	1	4	33
2021	5	1											6
Robbery - 2020	1	0	0	0	0	0	0	0	0	2	0	1	4
2021	0	0											-
2020	64	68	45	13	13	23	32	41	34	31	34	33	431
2021	29	19	0	0	0	0	0	0	0	0	0	0	48

Total Criminal Arrests - 2020



Total Criminal Arrests - 2021



Domestic Violence Arrests	Jan	Feb	Mar	Apr	May	Jun	Jul	Aug	Sep	Oct	Nov	Dec	YTD
2021	5	10											15

CALLS FOR SERVICE BREAKDOWN

		Jan	Feb	Mar	Apr	May	Jun	Jul	Aug	Sep	Oct	Nov	Dec	Total
911 HANG UP	2019	6	8	9	7	10	5	5	6	11	11	3	8	89
	2020	7	7	7	2	3	13	8	6	5	15	9	7	89
	2021	9	5											14
ABANDONED MOTOR VEHICLE	2019	9	8	14	6	4	9	14	5	7	5	10	4	95
	2020	7	7	5	4	7	4	5	10	8	6	9	8	80
	2021	5	4											9
AIRCRAFT CRASH	2019	0	0	0	0	0	0	0	0	0	0	0	0	0
	2020	0	0	0	0	0	0	0	0	0	0	0	0	0
	2021	0	0											0
AIRPLANE ACCIDENT	2019	0	0	0	0	0	0	0	0	0	0	0	0	0
	2020	0	0	0	0	0	0	0	0	0	0	0	0	0
	2021	0	0											0
ALARM	2019	0	0	0	0	0	0	0	1	0	0	0	0	1
	2020	0	0	0	0	0	0	0	0	0	0	0	0	0
	2021	0	0											0
ALARM EXCUSED	2019	0	3	0	0	3	0	1	1	1	1	0	1	11
	2020	0	6	0	0	0	0	0	0	0	1	0	0	7
	2021	0	0											0
ALARM FALSE	2019	243	211	227	232	250	261	273	283	215	203	250	254	2902
	2020	209	182	201	131	152	193	216	261	181	161	187	192	2266
	2021	158	143											301
ANIMAL COMPLAINT	2019	66	73	117	90	103	125	120	127	100	99	76	61	1157
	2020	57	84	84	73	86	125	128	116	138	95	88	43	1117
	2021	65	43											108
ANIMAL RESCUE	2019	0	2	1	1	0	3	2	0	1	0	1	0	11
	2020	0	0	0	1	1	3	1	0	2	0	0	1	9
	2021	1	0											1
ANY SITUATION	2019	8	14	7	6	13	9	16	11	1	10	15	5	115
	2020	6	1	10	6	3	13	14	34	11	5	9	9	121
	2021	5	13											18

		Jan	Feb	Mar	Apr	May	Jun	Jul	Aug	Sep	Oct	Nov	Dec	Total
ASSAULT	2019	2	3	4	2	3	1	0	3	2	1	5	1	27
	2020	1	4	2	0	0	3	4	0	3	3	2	2	24
	2021	2	0											2
ASSAULT IN PROGRESS	2019	0	0	0	0	0	0	0	0	0	0	0	0	0
	2020	0	0	0	0	0	0	0	0	0	0	0	0	0
	2021	0	0											0
ASSISTANCE	2019	186	180	174	171	181	186	177	171	216	210	175	156	2183
	2020	163	159	107	106	134	151	134	159	177	166	113	127	1696
	2021	126	174											300
BANK ESCORT	2019	22	15	21	22	22	20	22	22	19	22	16	21	244
	2020	23	19	22	18	11	12	23	21	21	21	16	21	228
	2021	21	15											36
BOAT CRASH	2019	0	0	0	0	0	0	0	0	0	0	0	0	0
	2020	0	0	0	0	0	0	0	0	0	0	0	0	0
	2021	0	0											0
BOAT FIRE (AT DOCK)	2019	0	0	0	0	0	0	0	0	0	0	0	0	0
	2020	0	0	0	0	0	0	0	0	0	0	0	0	0
	2021	0	0											0
BOMB THREAT	2019	0	0	0	0	0	0	0	0	0	0	0	0	0
	2020	0	0	0	0	0	0	0	0	0	0	0	0	0
	2021	0	0											0
BREACH OF PEACE	2019	46	35	54	37	54	67	43	53	52	51	50	39	581
	2020	40	49	46	42	64	45	67	62	47	49	36	47	594
	2021	51	38											89
BURGLARY	2019	0	3	1	2	1	1	1	1	1	1	0	5	17
	2020	2	3	0	0	0	1	2	3	0	0	1	0	12
	2021	0	1											1
BURGLARY - RESIDENCE	2019	2	1	1	0	4	1	6	2	1	0	0	0	18
	2020	8	1	1	2	2	2	0	2	0	3	5	2	28
	2021	4	1											5

		Jan	Feb	Mar	Apr	May	Jun	Jul	Aug	Sep	Oct	Nov	Dec	Total
BURGLARY - COMMERCIAL	2019	4	1	3	0	0	6	4	2	3	3	0	0	26
	2020	1	5	3	2	0	2	2	1	3	3	2	3	27
	2021	1	1											2
BURGLARY - GARAGE	2019	1	0	0	0	0	0	1	5	0	3	0	3	13
	2020	2	2	1	0	4	2	2	7	3	2	2	6	33
	2021	0	0											0
BURGLARY - SCHOOL	2019	0	0	0	0	0	0	0	0	0	0	0	0	0
	2020	1	1	0	0	1	0	0	0	0	0	0	0	3
	2021	0	0											0
BURGLARY ATTEMPT	2019	1	1	0	1	1	0	0	2	1	1	1	0	9
	2020	0	0	0	0	0	0	0	0	1	0	1	0	2
	2021	1	0											1
BURGLARY ATTEMPT - RESIDENCE	2019	0	0	1	0	3	1	5	1	1	2	0	0	14
	2020	0	1	0	1	1	0	0	1	0	0	0	0	4
	2021	0	1											1
BURGLARY ATTEMPT - COMMERCIAL	2019	0	0	2	0	0	0	0	1	1	2	0	0	6
	2020	0	3	2	0	0	1	0	0	0	0	0	1	7
	2021	0	0											0
BURGLARY ATTEMPT - SCHOOL	2019	0	0	0	0	0	0	0	0	0	0	0	0	0
	2020	0	1	0	0	0	0	0	0	0	0	0	0	1
	2021	0	0											0
BURGLARY IN PROGRESS	2019	0	0	0	0	0	0	0	0	0	0	0	0	0
	2020	1	0	0	0	0	0	0	0	0	0	0	0	1
	2021	0	0											0
BUSINESS/LOCATION CHECK	2019	1352	1192	1271	1086	1096	761	703	888	985	1047	823	745	11949
	2020	937	929	1323	2289	1335	665	581	531	812	693	577	721	11393
	2021	826	1121											1947
CANCEL 911 HANG-UP	2019	0	2	1	0	3	1	0	0	1	0	0	1	9
	2020	1	1	1	1	1	0	0	2	0	0	1	0	8
	2021	0	0											0

		Jan	Feb	Mar	Apr	May	Jun	Jul	Aug	Sep	Oct	Nov	Dec	Total
CANCELLED ALARM	2019	51	49	46	42	61	63	44	59	47	45	53	48	608
	2020	58	55	54	35	41	36	44	71	46	27	48	53	568
	2021	46	28											74
COMMUNITY EVENT	2019	46	42	25	39	64	43	46	34	85	91	108	29	652
	2020	28	37	24	8	6	26	11	11	20	20	12	6	209
	2021	8	2											10
DEAD ANIMAL ON ROADWAY	2019	2	0	2	2	1	4	1	2	4	6	4	0	28
	2020	1	4	2	5	5	2	6	2	0	1	3	2	33
	2021	0	2											2
DEAD ON ARRIVAL	2019	2	2	3	6	0	3	5	4	1	3	4	2	35
	2020	2	3	2	4	3	1	2	3	2	4	5	4	35
	2021	5	2											7
DOOR UNLOCKED	2019	11	5	5	6	6	3	2	4	10	10	6	3	71
	2020	6	6	2	2	0	3	2	3	5	2	2	2	35
	2021	2	3											5
DROWNING	2019	0	0	0	0	0	0	0	1	0	0	0	0	1
	2020	0	0	0	0	0	0	0	0	0	0	0	0	0
	2021	0	0											0
EMERGENCY MEDICAL CALL	2019	272	264	261	272	263	262	256	263	274	267	312	290	3256
	2020	251	348	242	297	314	295	285	252	233	256	282	306	3361
	2021	293	317											610
ESCAPE	2019	0	0	0	0	0	0	0	0	0	0	0	0	0
	2020	0	0	0	0	0	0	0	0	0	0	0	0	0
	2021	0	0											0
FIRE	2019	0	2	1	0	0	0	0	0	0	0	0	1	4
	2020	0	0	0	0	0	1	0	0	0	0	0	0	1
	2021	0	0											0
FIREWORKS COMPLAINT	2019	1	0	3	0	11	8	29	5	3	2	0	2	64
	2020	1	0	3	1	10	47	62	5	4	5	3	7	148
	2021	6	0											6

		Jan	Feb	Mar	Apr	May	Jun	Jul	Aug	Sep	Oct	Nov	Dec	Total
FOLLOW UP INVESTIGATION	2019	1	1	2	0	0	0	0	0	0	1	0	0	5
	2020	0	0	0	0	0	0	0	0	1	0	0	1	2
	2021	0	0											0
FUNERAL ESCORT	2019	28	13	10	12	15	16	20	15	17	13	20	17	196
	2020	20	12	13	6	4	4	10	5	3	11	5	14	107
	2021	13	6											19
GPS ALERT	2019	0	0	0	0	1	5	0	0	0	0	0	0	6
	2020	0	0	0	0	0	0	1	0	0	1	0	1	3
	2021	2	1											3
HARASSMENT	2019	16	16	13	12	18	14	14	10	15	15	14	10	167
	2020	16	14	8	7	17	22	18	19	18	13	19	9	180
	2021	20	18											38
HOMICIDE	2019	0	1	0	0	0	0	0	0	0	0	0	0	1
	2020	0	0	0	0	0	0	0	0	0	0	0	0	0
	2021	0	0											0
ICE / WATER RESCUE	2019	0	0	0	0	0	0	0	0	0	0	0	0	0
	2020	0	0	0	0	0	0	0	0	0	0	0	0	0
	2021	0	0											0
INFORMATION	2019	30	20	46	30	33	45	18	31	34	38	30	27	382
	2020	46	45	98	372	298	82	94	59	168	395	938	971	3566
	2021	715	648											1363
INTOXICATED SUBJECT	2019	4	5	11	8	3	7	5	4	18	4	6	3	78
	2020	7	4	4	1	4	2	1	2	1	3	2	2	33
	2021	4	0											4
INVESTIGATION	2019	140	118	157	140	202	155	151	184	193	187	178	168	1973
	2020	155	148	117	94	158	185	174	197	180	185	165	125	1883
	2021	133	123											256
INVESTIGATION- SENIOR CITIZEN	2019	0	1	2	0	0	1	1	0	1	1	0	1	8
	2020	1	0	2	1	0	2	0	0	0	0	0	0	6
	2021	1	1											2

		Jan	Feb	Mar	Apr	May	Jun	Jul	Aug	Sep	Oct	Nov	Dec	Total
INVESTIGATION-ARREST	2019	1	0	7	1	3	1	0	7	2	1	1	1	25
	2020	0	3	1	0	2	0	0	1	1	1	0	0	9
	2021	1	2											3
INVESTIGATION-BAD CHECK	2019	1	0	0	0	0	0	0	0	0	0	0	0	1
	2020	0	0	0	0	0	1	0	0	0	0	0	0	1
	2021	0	0											0
INVESTIGATION-COUNTERFEIT	2019	2	1	0	0	1	2	2	0	0	1	2	1	12
	2020	2	1	2	1	1	0	0	0	1	2	0	0	10
	2021	0	0											0
INVESTIGATION-CREDIT CARD FRAUD	2019	3	3	3	2	1	1	2	1	2	1	1	1	21
	2020	4	3	1	0	1	0	0	0	1	2	2	3	17
	2021	0	2											2
INVESTIGATION-FINANCIAL CRIME	2019	0	2	2	0	3	2	1	2	0	3	4	1	20
	2020	0	0	5	1	1	1	1	0	0	5	1	1	16
	2021	1	1											2
INVESTIGATION-FORGERY	2019	3	0	2	2	6	9	3	2	1	2	3	0	33
	2020	4	4	1	0	0	2	1	8	1	0	1	1	23
	2021	1	2											3
INVESTIGATION-INTERNET CRIME	2019	4	0	3	1	3	3	4	0	0	4	0	1	23
	2020	0	1	0	0	0	2	0	4	2	3	1	1	14
	2021	1	2											3
INVESTIGATION-WARRANT ARREST	2019	13	13	17	20	12	9	14	6	14	13	8	17	156
	2020	17	12	2	0	2	1	5	3	3	4	11	4	64
	2021	6	3											9
LARCENY IN PROGRESS	2019	1	0	0	0	0	0	2	1	0	0	0	0	4
	2020	1	0	0	0	0	1	0	1	1	0	0	0	4
	2021	0	0											0
LARCENY/THEFT	2019	16	21	19	27	17	23	32	21	28	30	13	32	279
	2020	22	11	15	5	12	30	19	28	21	31	19	15	228
	2021	15	6											21

		Jan	Feb	Mar	Apr	May	Jun	Jul	Aug	Sep	Oct	Nov	Dec	Total
LARCENY-EMPLOYEE THEFT	2019	4	0	1	1	0	2	2	0	0	0	1	0	11
	2020	0	0	0	0	0	0	0	0	1	0	0	0	1
	2021	0	0											0
LARCENY-IDENTITY THEFT	2019	14	5	8	10	6	10	15	9	5	7	9	2	100
	2020	13	4	6	7	9	5	6	6	7	8	10	6	87
	2021	12	6											18
LOCKOUT	2019	0	0	0	0	0	0	0	0	0	0	0	0	0
	2020	0	0	0	0	0	1	0	0	0	0	0	0	1
	2021	0	0											0
M.V. ACCIDENT	2019	166	154	183	194	183	193	214	169	201	203	218	222	2300
	2020	150	153	94	44	63	119	130	138	139	157	119	151	1457
	2021	103	135											238
M.V. ACCIDENT WITH INJURIES	2019	25	25	25	25	33	28	24	20	24	23	20	27	299
	2020	21	11	12	5	8	19	20	12	18	20	23	16	185
	2021	10	18											28
MASS CASUALTY INCIDENT	2019	0	0	0	0	0	0	0	0	0	0	0	0	0
	2020	0	0	0	0	0	0	0	0	0	0	0	0	0
	2021	0	0											0
MEDICAL ALARM	2019	1	2	3	3	4	1	2	3	3	2	1	2	27
	2020	3	0	2	4	0	0	2	2	1	3	0	2	19
	2021	3	3											6
MENTAL PATIENT	2019	10	3	5	3	1	4	9	2	3	4	1	4	49
	2020	3	1	1	14	7	6	2	6	5	4	2	1	52
	2021	6	2											8
MISSING PERSON	2019	1	3	4	1	3	5	0	3	2	2	1	4	29
	2020	3	5	1	3	4	2	5	2	1	0	1	3	30
	2021	2	2											4
NARCOTIC VIOLATION IN PROGRESS	2019	0	0	0	0	0	0	0	0	0	1	0	0	1
	2020	1	0	0	0	0	0	0	0	1	0	0	0	2
	2021	1	0											1

		Jan	Feb	Mar	Apr	May	Jun	Jul	Aug	Sep	Oct	Nov	Dec	Total
NARCOTICS VIOLATION	2019	4	6	4	2	2	3	11	5	2	12	7	4	62
	2020	4	4	3	0	3	0	0	1	4	4	2	2	27
	2021	2	2											4
NOISE COMPLAINT	2019	18	11	15	20	36	42	33	37	58	45	34	17	366
	2020	14	10	10	12	65	56	46	60	66	67	37	26	469
	2021	23	24											47
OFFICER NEEDS ASSISTANCE	2019	0	0	0	0	0	0	0	0	0	0	0	0	0
	2020	0	0	0	0	0	0	0	0	0	0	0	0	0
	2021	0	0											0
OTHER RESCUE	2019	1	0	0	0	2	1	0	0	0	0	0	0	4
	2020	0	0	0	0	0	0	0	0	1	0	0	0	1
	2021	0	1											1
PACOS ASSIGNMENT	2019	32	15	21	13	15	15	19	36	41	30	16	18	271
	2020	130	93	42	6	88	63	105	64	59	33	29	46	758
	2021	78	43											121
PARKING VIOLATION	2019	34	23	38	48	46	47	49	25	80	39	40	29	498
	2020	37	25	29	18	34	101	107	62	65	36	19	28	561
	2021	21	38											59
PISTOL PERMIT APPLICATION	2019	21	10	7	7	4	15	7	11	6	12	9	19	128
	2020	14	22	13	0	0	64	103	93	61	81	78	65	594
	2021	43	50											93
RECKLESS DRIVER	2019	19	26	25	25	45	21	30	30	38	33	33	31	356
	2020	29	18	27	14	27	29	33	29	41	31	39	20	337
	2021	22	24											46
RECOVERED PROPERTY	2019	20	8	14	10	16	18	20	17	26	11	17	12	189
	2020	19	10	13	18	21	22	22	16	14	8	21	11	195
	2021	11	11											22
RIOT	2019	0	0	0	0	0	0	0	0	0	0	0	0	0
	2020	0	0	0	0	0	0	0	0	0	0	0	0	0
	2021	0	0											0

		Jan	Feb	Mar	Apr	May	Jun	Jul	Aug	Sep	Oct	Nov	Dec	Total
ROAD HAZARD	2019	37	34	47	35	33	78	86	58	34	51	36	49	578
	2020	24	19	14	35	26	36	33	311	36	20	49	30	633
	2021	27	21											48
ROBBERY	2019	0	0	0	3	4	1	0	2	1	2	0	1	14
	2020	1	0	0	1	0	0	0	0	1	3	1	0	7
	2021	1	0											1
ROBBERY IN PROGRESS	2019	0	0	0	0	0	0	0	0	0	0	0	0	0
	2020	0	0	0	0	0	0	0	0	0	0	0	0	0
	2021	0	0											0
SEX VIOLATION	2019	0	0	1	0	1	1	1	0	1	0	1	1	7
	2020	0	1	1	0	0	0	1	1	0	1	0	0	5
	2021	1	0											1
SEX VIOLATION IN PROGRESS	2019	0	0	0	0	0	0	0	0	0	0	0	0	0
	2020	0	0	0	0	0	0	0	0	0	0	0	0	0
	2021	0	0											0
SHOPLIFTER	2019	17	14	21	10	22	16	23	15	19	30	22	23	232
	2020	31	31	24	14	21	30	22	20	25	22	25	27	292
	2021	22	24											46
STOLEN VEHICLE	2019	4	3	3	2	3	4	7	5	12	11	1	2	57
	2020	6	4	4	6	5	12	16	21	10	14	8	8	114
	2021	7	4											11
STOLEN VEHICLE ATTEMPT	2019	0	0	0	0	0	0	0	0	1	0	0	0	1
	2020	1	0	0	0	0	0	0	0	0	0	0	0	1
	2021	0	0											0
STOLEN VEHICLE IN PROGRESS	2019	0	0	0	0	0	0	0	0	0	0	0	0	0
	2020	0	0	0	0	0	0	0	0	0	0	0	0	0
	2021	0	0											0
STRUCTURE FIRE	2019	0	0	7	5	8	5	10	3	3	5	1	3	50
	2020	2	8	5	3	0	12	6	9	5	5	13	9	77
	2021	5	12											17

		Jan	Feb	Mar	Apr	May	Jun	Jul	Aug	Sep	Oct	Nov	Dec	Total
SUICIDE	2019	0	0	0	1	0	0	1	1	0	1	0	0	4
	2020	0	0	0	1	0	0	0	1	0	1	0	0	3
	2021	0	1											1
SUICIDE ATTEMPT	2019	0	0	2	0	0	0	2	1	2	1	0	1	9
	2020	1	1	0	0	1	1	1	1	1	4	0	1	12
	2021	0	2											2
SUICIDE THREAT	2019	4	4	7	1	4	6	4	1	6	3	4	4	48
	2020	6	4	5	3	3	4	5	2	5	2	4	4	47
	2021	4	1											5
SUSPICIOUS PERSON	2019	42	38	34	53	57	49	57	49	45	48	39	43	554
	2020	54	31	33	22	28	24	41	43	27	42	33	35	413
	2021	29	19											48
SUSPICIOUS VEHICLE	2019	29	28	19	23	25	16	17	22	23	27	21	28	278
	2020	19	24	21	22	18	16	22	18	16	16	33	21	246
	2021	19	10											29
TEST	2019	0	0	0	0	0	0	10	12	13	5	5	6	51
	2020	14	5	3	3	3	3	5	7	6	3	0	1	53
	2021	2	4											6
THEFT FROM MOTOR VEHICLE	2019	9	14	31	22	10	13	42	26	42	35	18	24	286
	2020	33	37	33	40	36	36	46	75	31	36	25	39	467
	2021	24	7											31
TRAFFIC CONTROL MALFUNCTION	2019	4	5	5	6	9	5	17	7	5	4	8	5	80
	2020	2	1	4	3	3	2	11	11	3	6	10	5	61
	2021	1	3											4
TRAIN ACCIDENT	2019	0	0	0	0	0	0	0	0	0	0	0	0	0
	2020	0	0	0	0	0	0	0	0	0	0	0	0	0
	2021	0	0											0
TRESPASSER	2019	7	8	12	11	9	14	7	3	6	7	8	13	105
	2020	5	10	10	26	7	17	21	15	9	7	10	15	152
	2021	12	6											18

		Jan	Feb	Mar	Apr	May	Jun	Jul	Aug	Sep	Oct	Nov	Dec	Total
UNKNOWN TROUBLE	2019	0	0	0	0	1	0	0	1	1	0	0	0	3
	2020	0	0	0	0	0	0	1	0	0	1	1	0	3
	2021	0	0											0
VANDALISM IN PROGRESS	2019	0	0	1	0	0	0	0	0	0	0	0	0	1
	2020	0	0	1	0	0	0	0	0	0	0	0	0	1
	2021	0	0											0
VANDALISM MISCELLANEOUS	2019	2	0	7	4	4	5	4	2	3	4	1	4	40
	2020	6	6	5	2	8	7	9	6	9	13	5	3	79
	2021	2	2											4
VANDALISM TO STRUCTURE	2019	1	3	1	0	1	0	4	2	0	2	2	1	17
	2020	1	1	2	0	3	1	1	0	3	2	1	2	17
	2021	3	0											3
VANDALISM TO VEHICLE	2019	3	1	1	3	5	4	3	7	5	8	9	6	55
	2020	8	7	6	2	4	3	3	3	3	4	3	2	48
	2021	2	3											5
VESSEL INSPECTION	2019	0	0	0	0	5	3	3	1	0	0	0	0	12
	2020	0	0	0	0	0	4	0	1	0	0	0	0	5
	2021	0	0											0
WATER RESCUE	2019	0	0	0	0	1	1	1	2	0	1	0	1	7
	2020	0	1	0	1	1	3	3	1	1	2	0	0	13
	2021	0	0											0
WIRES DOWN	2019	3	6	26	2	3	11	15	12	1	19	1	5	104
	2020	1	2	0	1	1	2	11	91	3	1	14	7	134
	2021	5	0											5